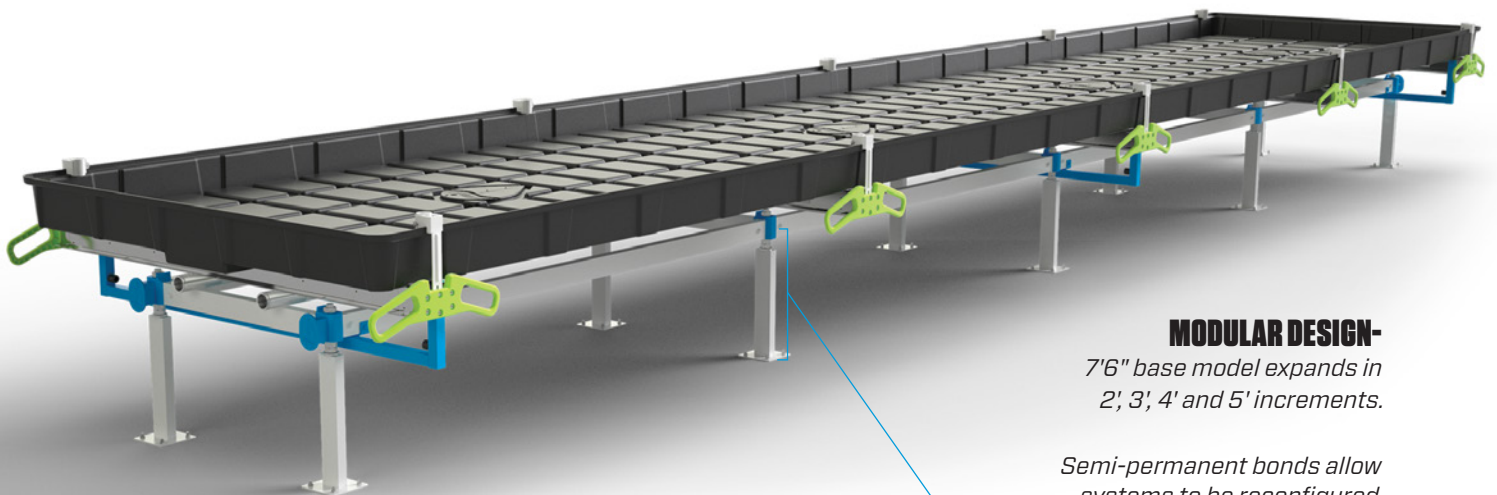




# ENGINEERED TO GROW. DESIGNED TO LAST.

## THE BOTANICARE® SLIDE BENCH SYSTEM

Premium componentry and intelligent design empower growers of all kinds to grow their future. With a category-defining 420+ configurations using a newly expanded line of End Kits, the Botanicare Slide Bench system maximizes any space. Grow knowing your system can flex, adapt and stand up to even the toughest growing conditions.



### MODULAR DESIGN-

7'6" base model expands in 2', 3', 4' and 5' increments.

Semi-permanent bonds allow systems to be reconfigured.

Available in 12", 20" and 30" heights.

### Contact Us Today

Greenlight Distribution  
(800) 710  
info@growwithgreenlight.com  
www.GrowWithGreenlight.com  
3575 Ringsby Ct., Ste. 402  
Denver, CO 80216

REQUEST YOUR FREE ROOM LAYOUT AT

growmod.botanicare.com

**ABS TRAYS-**

*Strong and impact resistant  
60% thicker than the competition*

**INTEGRATED TRELLIS SUPPORT-1.23" ID MEASUREMENT**

*Accepts 3/4" PVC or 1" conduit for trellis structures*

**MAX CAPACITY-**

*25 LB / FT<sup>2</sup>*

*Best-in-class strength, durability and rigid design. Recessed drainage channels and vertical support beams combine to provide over 700 sq inches of contact along the length of our 20' 6" bench.*

**ANTI-TIP BAR-**

*With bump-stops*

**REINFORCED ROLLER CONNECTORS-**

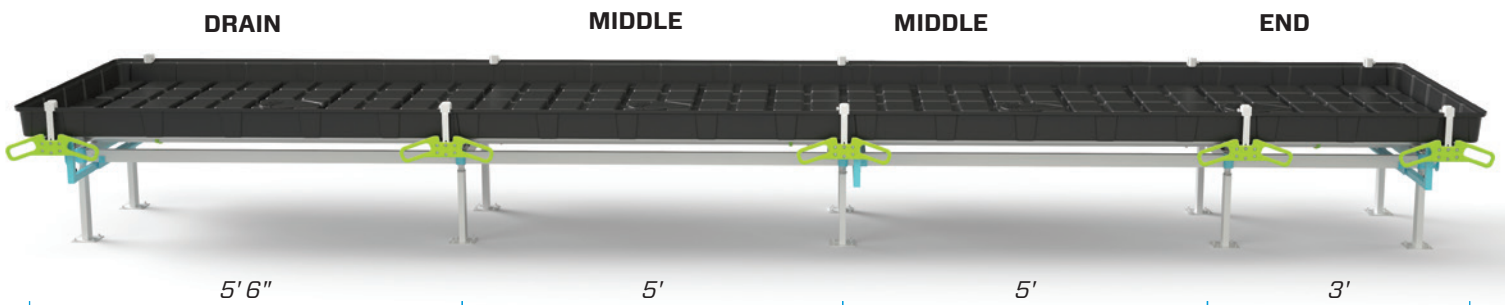
*Won't deform under pressure*

**SLOPE/HEIGHT-**

*Up to 5" of adjustment*

*Under pressure, heavy-gauge ABS trays outperform High Impact Polystyrene (HIPS) trays. In standard tests, ABS outperforms HIPS in impact strength, stiffness and thermal shock, making it more resistant to cracking, bowing and leaking.*

**4' x 18'6" SYSTEM SHOWN**



**Contact Us Today**



**Greenlight Distribution**  
**(800) 710**  
**info@growwithgreenlight.com**  
**www.GrowWithGreenlight.com**  
 3575 Ringsby Ct., Ste. 402  
 Denver, CO 80216

botanicare.com | grow your bottom line

**END KIT LENGTHS-**

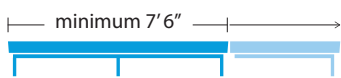
*2', 3', 4' and 5' End Kits available.  
(3' End Kit shown)*

# BOTANICARE® SLIDE BENCH



The Botanicare® Slide Bench is a versatile, modular system that provides complete grow space control. This system allows growers to modify length, optional working height, variable aisle width and drainage slope to adapt to any growing style, greenhouse or room size.

## Smart, flexible design



### LENGTH

Extend the length of your 7'6" base system in 2', 3', 4' and 5' increments (currently up to 100'6").



### HEIGHT

Ergonomic 12", 20" and 30" height options.



### AISLES

8.5" of travel from center provides a minimum aisle width of 17".



### DRAINAGE

Built-in slope/height adjustments up to 5" for 20" and 30" options, 2.5" for 12" option.

## Best-in-class strength, durability and stability

- Sturdy 1" x 2" powder-coated steel frame and tray support for maximum stability
- 25 lb per sq ft load rating
- Reinforced roller connectors provide smooth travel and won't deform under pressure
- Secured anti-tip bar with bump-stops to prevent tipping when loaded
- Heavy-gauge ABS trays resist bowing, cracking and leaking
- Integrated trellis support for 3/4" PVC or 1" conduit for trellising structures
- 5" and 2.5" slope/height adjustment uses 5/8" thick all-thread

## Features & benefits

- Bumper handles prevent tray-to-tray contact and allow airflow between benches
- Roller spacer maintains roller tube alignment
- 4.5" sidewall height provides flexibility in growing styles
- Drain screen with 3 punch-outs for plumbing lines
- Low VOC, waterproof, semi-permanent bonded trays allow simple removal or length adjustment